

INSTRUCTION GUIDE



GPHANTOM UGRAFT

LEARN. PRACTICE. IMPROVE.



INSTRUCTION GUIDE

Thank you for choosing **Gphantom!**

We are a company specialized in the development of solutions for medical training. If you want a specific model for your training, contact us. Here we will help you to handle and optimize the durability of your product.

Your **Gphantom Ugraft** is eligible for our Fidelity Program.

Consult conditions.



LEARN. PRACTICE. IMPROVE.



ABOUT YOUR PRODUCT

Gphantom UGRAFT is a model designed for training in the UGRAFT technique (Ultrasound Guided Rectus Abdominis Fat Transfer), an advanced procedure involving liposuction and fat grafting into the rectus abdominis muscle. This model provides a didactic representation of the abdominal muscles in B-mode ultrasound imaging, allowing for effective and realistic training.

The UGRAFT technique is guided by ultrasound, a crucial tool that enables surgeons to precisely visualize where the fat is being injected. This ensures uniform distribution and more accurate results. The Gphantom UGRAFT simulator allows physicians to practice this technique in a safe and controlled environment.

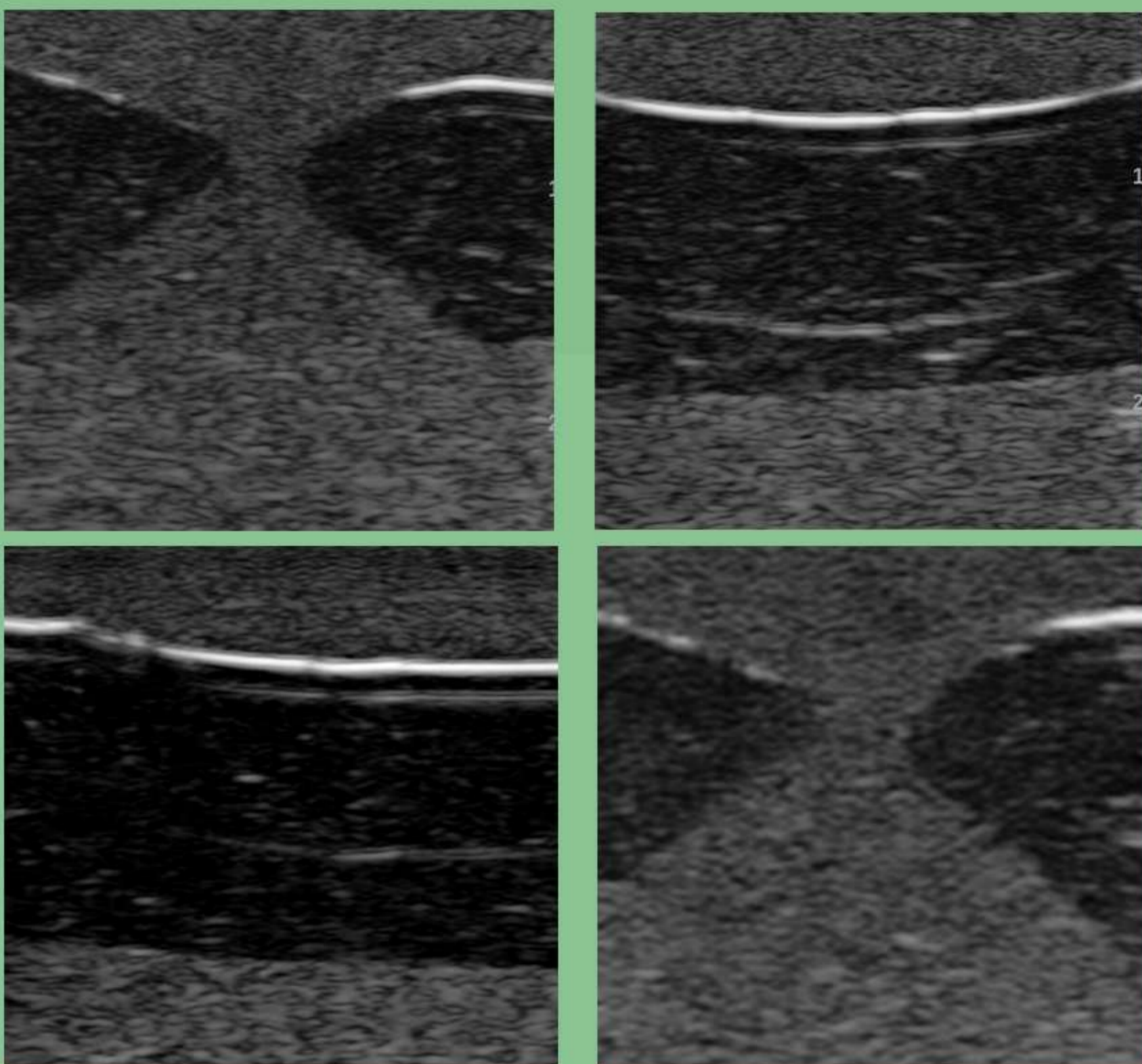
Our needle mark recovery technology enables your Gphantom to recover up to 99% of needle marks within 48 hours after training, when using needles with thicknesses equal to or less than 23 G. To maximize the benefits of this needle mark recovery technology, we recommend placing your product in a cool, shaded area for 48 hours after each use.

If you have such a need, please contact us.



ABOUT YOUR PRODUCT

SPECIFICATIONS




B mode ultrasound images of Gphantom Ugraft.

PRODUCT CODE	PBD0505B
APPROXIMATE WEIGHT	1,200kg
LENGTH	22cm
HEIGHT	14cm
WIDTH	6,5cm



HANDLING AND MAINTENANCE

- ① Always keep your product in a fresh place, sheltered from the sun.




OBS: Expose your Gphantom to temperatures above 30°C (86°F), for long periods, can cause deformations and loss of properties;

- ② For training, remove only the packaging lid, keeping it in the original base;



- ③ After training, clean the product with a paper towel, removing excess gel for ultrasound and, then, wash it under running water without removing it from the base.



Do not store your Gphantom with excess gel, it may cause bad smell, thus reducing product durability.

Do not use detergents or sponges, as these damage the product!



HANDLING AND MAINTENANCE

- ④ After cleaning, store your Gphantom according to instructions contained in item I;
- ⑤ Gphantom is a product for educational purposes, intended, ONLY, for medical training. In case of doubt, contact us through our relationship channels.

CONTACT US

For any questions or requests, contact us:



contato@gphantom.com.br



+55 1699848-2468